



District Report Card: 2017


State: Arunachal Pradesh	District: Changlang
Class: 3	Subject: Mathematics
Schools: 60	Students: 883


Participation/Coverage


Students

<div>GENDER</div> <div></div>	Boys				Girls			
	Number		%		Number		%	
	463		52.43		420		47.57	

<div>AREA</div> <div></div>	Rural				Urban			
	Number		%		Number		%	
	722		81.77		161		18.23	

<div>CATEGORY</div> <div></div>	SC		ST		OBC		GEN	
	Number	%	Number	%	Number	%	Number	%
	19	2.15	220	24.92	1	0.11	643	72.82

<div>CWSN</div> <div></div>	LD	VI	HI	S&LD	ID	Oth
	1	0	1	5	1	31

<div>Management</div> <div></div>	Government			Government-aided		
	Number		%	Number		%
	856		96.94	27		3.06

Average Performance of Students in Mathematics (%)

Overall	Gender		Area		Management		Social Group			
	Male	Female	Rural	Urban	Govt.	Aided	SC	ST	OBC	GEN
32.87	34.01	31.62	31.55	38.80	32.18	54.81	26.67	41.03	33.33	30.26

Performance on Learning Outcomes (LOs)

Learning Outcomes	Description	Average Performance(%)
M301	Reads and writes numbers up to 999 using place value	36.05
M302	Compares numbers up to 999 based on their place values	33.86
M303	Solves simple daily life problems using addition and subtraction of three digit numbers with and without regrouping	25.20
M304	Constructs and uses the multiplication facts (up till 10) in daily life situations	32.62
M305	Analyses and applies an appropriate number operation in the situation/ context	29.67
M306	Explains the meaning of division facts by equal grouping/sharing and finds it by repeated subtraction	23.67
M309	Identifies and makes 2D-shapes by paper folding, paper cutting on the dot grid, using straight lines etc.	50.38
M311	Fills a given region leaving no gaps using a tile of a given shape	23.66
M312	Estimates and measures length and distance using standard units like centimeters or meters & identifies relationships	17.01
M317	Reads the time correctly to the hour using a clock/watch	40.77
M318	Extends patterns in simple shapes and numbers	29.32
M319	Records data using tally marks, represents pictorially and draws conclusions	46.32

Range of Performance of Students who Answered Correctly							
Below 30%		30% - 50%		50% - 75%		Above 75%	
Number	%	Number	%	Number	%	Number	%
426	48.24	297	33.64	132	14.95	28	3.17

Lowest Performing Learning Outcomes (LOs)

- 1 - Estimates and measures length and distance using standard units like centimeters or meters & identifies relationships (17.01)
- 2 - Fills a given region leaving no gaps using a tile of a given shape (23.66)
- 3 - Explains the meaning of division facts by equal grouping/sharing and finds it by repeated subtraction (23.67)
- 4 - Solves simple daily life problems using addition and subtraction of three digit numbers with and without regrouping (25.20)
- 5 - Extends patterns in simple shapes and numbers (29.32)